

ZEFFERT & ASSOCIATES**Accessibility Site Visit (Master)****CONTACT INFORMATION**

	<u>ZEFFERT & ASSOCIATES</u> 12101 Woodcrest Executive Drive Suite 180 St. Louis, MO 63141 Fred Donnell, Jr. - Manager, Inspection Services fdonnell@zeffert.com Office: 314.336.4869 Cell: 636.697.4151
--	--


PROJECT PROFILE

Project Name	Sample Property
Visit Type	1
Date of Inspection	01-15-2020
Inspector	Brian Jones
Site Visit Accompaniment	Kevin House/ Julio Perez
Next Action Required:	Physical Site Visit
City	Aiken
State	South Carolina
Number of Buildings	23
Total Number of Units	47
Number of HC Accessible Units	3
Number of A/V Units	1
General Project Notes:	<p>NOTE – Element Findings at Time of Inspection: This inspection report indicates individual elements as Yes, No, or N/A. Each element listed as Yes is compliant and requires no action. Each element listed as No is not compliant and requires action. Each element listed as N/A is non-applicable and requires no action or not installed at the time of inspection.</p>

ZEFFERT & ASSOCIATES

Accessibility Site Visit (Master)

General Project Photos



ACCESSIBLE PARKING

Location of Parking

Throughout Property

HC Parking Status

Under Construction


Accessible Parking Photos



ZEFFERT & ASSOCIATES

Accessibility Site Visit (Master)

ACCESSIBLE ROUTE

Accessible Route Location	Throughout Property
Status of accessible route	Under Construction
Add Photos of Accessible Route	

COMMUNITY/COMMON AREAS

Community Kitchen

Status of this area

Drywall stage

Doorway has a clear opening width 32" min. (ADA 404.2.3)

Yes

Common Kitchen Photos



ZEFFERT & ASSOCIATES

Accessibility Site Visit (Master)



Community Room

Status of this area

Drywall stage

Doorway has a clear opening width 32" min. (ADA 404.2.3)

Yes

Electric switches 48" max. AFF and outlets 15" min. (unobstructed) (ADA 308.2.1)

Yes

Community Room Photos



ZEFFERT & ASSOCIATES

Accessibility Site Visit (Master)



Computer Center

Location of this area

Community Building

Status of this area

Drywall stage

Doorway has a clear opening width 32" min. (ADA 404.2.3)

Yes

Electric switches 48" max. AFF and outlets 15" min. (unobstructed) (ADA 308.2.1)

Yes

ZEFFERT & ASSOCIATES

Accessibility Site Visit (Master)

Computer Center Photos



Drinking Fountain

Location of drinking fountain

Community Building

Status of Drinking Fountain


Not installed

Drinking Fountain Photos



Accessibility Site Visit (Master)

Fitness Center

Location of Fitness Center	Community Building
Status of this area	Drywall stage
Fitness Center Photos	

Leasing Office

Status of this area

Drywall stage

Doorway has a clear opening width 32" min. (ADA 404.2.3)

Yes

Electric switches 48" max. AFF and outlets 15" min. (unobstructed) (ADA 308.2.1)

Yes

ZEFFERT & ASSOCIATES

Accessibility Site Visit (Master)

Leasing Office Photos



Other Community Area

Description of Community Area	Community Building
Doorway has a clear opening width 32" min. (ADA 404.2.3)	Yes
Electric switches 48" max. AFF and outlets 15" min.	Yes

Accessibility Site Visit (Master)

Other Community Area Photos



Public Restroom

Public Restroom Description

Status of this area

Restroom Photos

Community Building Men's

Drywall stage



ZEFFERT & ASSOCIATES

Accessibility Site Visit (Master)



Public Restroom Description

Community Building Women's

Status of this area

Drywall stage

Doorway has a clear opening width 32" min. (ADA 404.2.3)

Yes

Restroom Photos




ZEFFERT & ASSOCIATES

Accessibility Site Visit (Master)

AV UNIT

AV Unit Misc.

Unit Number	Building 4 right side
Comments for AV Unit Misc.	Not framed only a slab
Photos for AV Unit Misc.	

HC UNIT

HC Unit Misc.

Unit Number	Building 23 right side
Number of HC Bedrooms (2 must meet compliance) (UFAS 4.34.2 c)	2
Type of shower/bath	Roll-in Shower
Primary Entrance - clear width 32" min. (UFAS 4.13.5)	Yes
Hall Closet - depth and door opening compliant (UFAS 4.13.5)	Yes
36" min width accessible route through dwelling unit (UFAS 4.34.2 (3), 4.3)	Yes
Comments for HC Unit Misc.	No electrical installed at the time of inspection

ZEFFERT & ASSOCIATES

Accessibility Site Visit (Master)


Photos for HC Unit Misc.



Accessibility Site Visit (Master)



HC Unit Kitchen

Entry and/or door 32" min. (UFAS 4.13.5)	Yes
Additional Comments for HC Unit Kitchen	No electrical installed at the time of inspection
HC Unit Kitchen Photos	

HC - Bathroom Blocking

Status of Blocking

Framing stage

FHA & HC Units - All bathrooms required to have blocking. (UFAS 4.26, FHA 6.3)

In FHA & HC Units ALL bathrooms required to have blocking.

Accessibility Site Visit (Master)

Bathroom Blocking Photos



HC Unit Bathroom

Status of this area

Framing stage

HC Bathroom Photos



HC Unit Laundry

Status of this area

Framing stage

Doorway has a clear opening width 32" min. (UFAS 4.13.5)

Yes

Additional Comments for Laundry Area

No electrical installed at the time of inspection

Accessibility Site Visit (Master)

Laundry Area Photos



HC Unit BR

Bedroom Description

Bedrooms 1-2

Status of this area

Framing stage

Doorway has a clear opening width 32" min. (UFAS 4.13.5)

Yes

Closet - depth and door opening compliant (UFAS 4.13.5)

Yes

Additional Comments for HC Bedroom

No electrical installed at the time of inspection

HC Bedroom Photos



Accessibility Site Visit (Master)



HC UNIT

HC Unit Misc.

Unit Number	Building 20 right side
Number of HC Bedrooms (2 must meet compliance) (UFAS 4.34.2 c)	2
Type of shower/bath	Roll-in Shower
Primary Entrance - clear width 32" min. (UFAS 4.13.5)	Yes
Secondary Entrance - clear width 32" min. (UFAS 4.13.5)	Yes
Storage Entrance - clear width 32" min. (UFAS 4.13.5)	Yes

Accessibility Site Visit (Master)

36" min width accessible route through dwelling unit (UFAS 4.34.2 (3), 4.3)

Yes

Comments for HC Unit Misc.

No electrical installed at the time of inspection

Photos for HC Unit Misc.




ZEFFERT & ASSOCIATES

Accessibility Site Visit (Master)



HC Unit Kitchen

Status of this area	Framing stage
Additional Comments for HC Unit Kitchen	No electrical installed at the time of inspection
HC Unit Kitchen Photos	

HC - Bathroom Blocking

Status of Blocking	Framing stage
FHA & HC Units - All bathrooms required to have blocking. (UFAS 4.26 FHA 6.3)	In FHA & HC Units ALL bathrooms required to have blocking.
2" x 8" blocking installed 32" - 38" AFF for length of 42" for 36" grab bar (UFAS Fig. 47)	Yes

Accessibility Site Visit (Master)

2" x 8" blocking installed 32" - 38" AFF for length of 54" for 42" grab bar (UFAS Fig. 47)

No

Bathtub or shower enclosure has 2" x 8" blocking installed 32" - 38" AFF on three walls (UFAS Fig. 48)

No

Bathroom Blocking Photos



HC Unit Bathroom

Status of this area

Framing stage

ZEFFERT & ASSOCIATES

Accessibility Site Visit (Master)

HC Bathroom Photos



HC Unit Laundry

Status of this area

Framing stage

Doorway has a clear opening width 32" min. (UFAS 4.13.5)

Yes

Additional Comments for Laundry Area

No electrical installed at the time of inspection

Laundry Area Photos



HC Unit BR

Bedroom Description

Bedrooms 1-2


Status of this area

Framing stage

Doorway has a clear opening width 32" min. (UFAS 4.13.5)

Yes

Accessibility Site Visit (Master)

Closet - depth and door opening compliant (UFAS 4.13.5)	Yes
Additional Comments for HC Bedroom	No electrical installed at the time of inspection
HC Bedroom Photos	

HC UNIT

HC Unit Misc.

Unit Number	Building 8 right side
Comments for HC Unit Misc.	Not framed, only a slab

ZEFFERT & ASSOCIATES

Accessibility Site Visit (Master)

Photos for HC Unit Misc.



ZEFFERT & ASSOCIATES

Accessibility Site Visit Report - HC - ANSI

CONTACT INFORMATION

Accessibility Consultant

ZEFFERT & ASSOCIATES

12101 Woodcrest Executive Drive
Suite 180
St. Louis, MO 63141
Fred Donnell, Jr. - Manager, Inspection Services
fdonnell@zeffert.com
Office: 314.336.4869
Cell: 636.697.4151

PROJECT INFORMATION

Project Name	Sample Property
Visit Type	3rd
Date of Inspection	02-12-2020
Inspector	Brian White
Site Visit Accompaniment	Jason Pendly
Street Address	123 Main St
City	Greenville
State	South Carolina
Zip Code	29605
Accessibility Codes for this project (Check if used)	2010 ADA, ANSI A117.1, UFAS
Number of Buildings	1
Total Number of Units	80
Number of HC Accessible Units	5
Number of A/V Units	0
Number 1 Bedroom Units (Std/HC)	80/5
General Project Notes:	NOTE – Element Findings at Time of Inspection: This inspection report indicates individual elements as Yes, No, or N/A. Each

Accessibility Site Visit Report - HC - ANSI

	<p>element listed as Yes is compliant and requires no action. Each element listed as No is not compliant and requires action. Each element listed as N/A is non-applicable and requires no action or not installed at the time of inspection.</p>		
General Project Photos			

Accessible Parking

Location of Parking	Main Entrance
HC Parking Status	Under Construction
Surface type	Asphalt


Accessibility Site Visit Report - HC - ANSI

Accessible Parking Photos



Location of Parking	Basement Entrance
HC Parking Status	Finished
Surface type	Asphalt
HC parking spaces the closest parking to the nearest location: (2010 ADA 208.3.1 UFAS: 4.6.2 FHA 2.20)	Yes
Parking space at least 96" wide (ADA 502.2 UFAS 4.6.3 FHA 2.21)	Yes
Is access aisle the full length of the parking space (ADA 502.3.2 UFAS 4.6.3 FHA 2.21)	Yes
Is access aisle proper width 5' (ADA 502.3.1 UFAS 4.6.3 FHA 2.21)	Yes
Is the slope and cross-slope of parking space no more than 2% in all directions (ADA 502.4 UFAS 4.6.3)	Yes
Is the slope and cross-slope of access aisle no more than 2% in all directions (ADA 502.4 UFAS 4.6.3)	Yes
Does each HC parking space have a sign with ISA mounted at least 60" above the	No

Accessibility Site Visit Report - HC - ANSI

space to the bottom of the signage (ADA 502.6 UFAS 4.6.4 FHA 2.21)	
Curb ramp slope does not exceed 8.33% (ADA 405.2 UFAS 4.8.2)	Yes
Curb ramp cross-slope no more than 2% (ADA 405.3 UFAS 4.8.6)	Yes
Curb ramp at least 36" wide (Flared sides) 48" min. C/I ramp (ADA 405.5 UFAS 4.8.3)	Yes
Cut-In curb ramp landing at least as wide as curb ramp and adjoining accessible route (UFAS 4.8.4)	Yes
Accessible Parking Photos	

Accessibility Site Visit Report - HC - ANSI



ACCESSIBLE ROUTE

Accessible Route Location

Main Entrance from HC Parking


Status of accessible route

Partial

Add Photos of Accessible Route



Accessibility Site Visit Report - HC - ANSI

Accessible Route Location	Basement Entrance from HC Parking
Status of accessible route	Finished
Where the accessible route on the site crosses a vehicular roadway, crosswalk lines are provided.	N/A
Accessible route a minimum of 36" (ADA 403.5.1 UFAS 4.3.3)	Yes
Cross-slope is no more than 2% (ADA 403.3 UFAS 4.3.7)	Yes
Forward slope doesn't exceed 5% for a horizontal run over 6 feet and will not require handrails. (ADA 403.3)	Yes
No protruding objects (fire extinguishers, signs, light fixtures, shelves, etc.) project more than 4" between 27" and 80" (ADA 307.3 UFAS 4.4.1)	Yes
18" min clearance with firm surface provided on pull side of the gate (ADA 404.2.4.1)	Yes
Add Photos of Accessible Route	


Accessibility Site Visit Report - HC - ANSI

COMMUNITY/COMMON AREAS

Community Kitchen

Status of this area	Finished stage
Doorway has a clear opening width 32" min. (ADA 404.2.3)	Yes
Threshold less than 1/2" with bevel or 1/4" no bevel (ADA 404.2.5)	Yes
Interior signs mounted (latch side) have tactile characters (measured from the baseline) between 48" min. - 60" max. (ADA 703.4.1)	Yes
Interior sign characters at least 5/8" but no more than 2" tall (ADA 703.5.5)	Yes
Electric switches/outlets 44" max. AFF over workspace others behind counter 46" max. AFF (ADA 308.2.2 (b))	Yes
Kitchen counters 34" max. AFF (ADA 804.3.2)	Yes
Top lip of kitchen sink 34" max. AFF (ADA 606.3)	Yes
Kitchen sink has 27" knee clearance, 30" clear width, and 9" min. height toe clearance (ADA 306)	Yes
Are drain and water supply pipes insulated or covered by skirt (ADA 606.5)	Yes
Faucet controls Lever Handle style or easy to operate (ADA 309.4)	Yes
Pass through kitchen has 40" min. clear width (ADA 804.2.1)	Yes
At least 50% of shelf space within 48" max - 15" min AFF (ADA 804.5)	No

Accessibility Site Visit Report - HC - ANSI

Cabinet hardware easily operated with one hand (ADA 309)	Yes
Refrigerator has 50% of freezer space below 54" max. AFF (ADA 8.4.6.6)	Yes
If required per NFPA fire alarm pull station permanently installed 48" max. AFF	
Common Kitchen Photos	


Community Room

Status of this area	Finished stage
Doorway has a clear opening width 32" min. (ADA 404.2.3)	Yes
Door hardware does not require tight grasping or twisting to operate (ADA 404.2.7 309.4)	Yes
Threshold less than 1/2" with bevel or 1/4" no bevel (ADA 404.2.5 UFAS 4.13.8)	Yes

Accessibility Site Visit Report - HC - ANSI

12" min. clearance on the push side of the door (with door closure) (ADA 404.2.1)	Yes
Does the door take at least 5 seconds to close (2010 ADA 404.2.8.1)	Yes
Electric switches 48" max. AFF and outlets 15" min. (unobstructed) (ADA 308.2.1)	Yes
Interior signs mounted (latch side) have tactile characters (measured from the baseline) between 48" min. - 60" max. (ADA 703.4.1)	Yes
Interior sign characters at least 5/8" but no more than 2" tall (ADA 703.5.5)	Yes
If required per NFPA fire alarm pull station permanently installed 48" max. AFF	No

Community Room Photos



Accessibility Site Visit Report - HC - ANSI



Drinking Fountain

Location of drinking fountain	Basement Entrance
Status of Drinking Fountain	Operable
Knee clearance at least 27" min. (ADA 306.3.4)	Yes
30" x 48" clear floor space for forward approach (ADA 602.2)	Yes
Spout no more than 36" max. AFF (ADA 602.4)	Yes
Spout located 15" min from the vertical support and 5" max from the front ledge of the unit. (ADA 602.5)	Yes
Water flow height is at least 4" (ADA 602.6)	Yes
Operable parts operable with one hand and do not require tight grasping, pinching, or twisting of the wrist. (ADA 309.4)	Yes

Accessibility Site Visit Report - HC - ANSI

Drinking Fountain Photos



Elevator

Elevator location	Main Entrance
Status of elevator	Operational
Car self-level to within 1/2" (ADA 407.4.4)	Yes
Is the minimum clear width of the accessible route to the elevators at least 36" wide, with no steps (ADA 403.5.1)	Yes
Hall call buttons at 48" max AFF as measured to centerline of highest operable part. (ADA 407.2.1)	Yes
Hall lanterns- Above each elevator door is there a visible and audible signal that indicates which car is answering a call (ADA 407.2.2.1)	Yes
Do audible signals sound once for UP and twice for DOWN (ADA 407.2.2.3)	Yes

Accessibility Site Visit Report - HC - ANSI

Do both jambs have floor signs 2" min. tactile characters and braille centered at 60" AFF (ADA 407.2.3.1)

No

Door to one side, car at least 51" deep and 68" wide (measured from panel to panel) (ADA 407.4.1)

Yes

All floor buttons no higher than 48" max. AFF (ADA 407.4.6.1 and 308)

Yes

Emergency controls including alarm/stop, are grouped at the bottom of the panel with centerlines no less than 35" (ADA 407.4.6.4)

No

Elevator Photos



Accessibility Site Visit Report - HC - ANSI

Fitness Center

Location of Fitness Center	Basement
Status of this area	Finished stage
Interior signs mounted (latch side) have tactile characters (measured from the baseline) between 48" min. - 60" max. (ADA 703.4.1)	Yes
Interior sign characters at least 5/8" but no more than 2" tall (ADA 703.2.5)	Yes
Doorway has a clear opening width 32" min. (ADA 404.2.3)	Yes
Threshold less than 1/2" with bevel or 1/4" no bevel (ADA 404.2.5 UFAS 4.13.8)	Yes
12" min. clearance on push side of the door (with door closure) (ADA 404.2.1)	Yes
Does the door take at least 5 seconds to close (2010 ADA 404.28.1)	Yes
Electric switches 48" max. AFF and outlets 15" min. (unobstructed) (ADA 308.2.1)	Yes
Clear floor space of 30" X 48" provided at each type of equipment (this space permitted to overlap) (ADA 1004.1)	Yes

Fitness Center Photos



Accessibility Site Visit Report - HC - ANSI




Laundry Area

Location of Laundry Area	Basement Entrance
Status of this area	Finished stage
Doorway has a clear opening width 32" min. (ADA 404.2.3)	Yes
Door hardware does not require tight grasping or twisting to operate (ADA 404.2.7, 309.4)	Yes
Threshold less than 1/2" with bevel or 1/4" no bevel (ADA 404.2.5, UFAS 4.13.8)	Yes
12" min. clearance on the push side of the door (with door closure) (ADA 404.2.1)	Yes
Does the door take at least 5 seconds to close (2010 ADA 404.2.8.1)	Yes
Interior signs mounted (latch side) have tactile characters (measured from the baseline) between 48" min. - 60" max. (ADA 703.4.1)	Yes
Interior sign characters at least 5/8" but no more than 2" tall (ADA 703.5.5)	Yes
Electric switches 48" max. AFF and outlets 15" min. (unobstructed) (ADA 308.2.1)	Yes

ZEFFERT & ASSOCIATES


Accessibility Site Visit Report - HC - ANSI

Front loading machines provided with parallel approach clear floor space 30" x 48" (ADA 611.4)	Yes
Equipment controls 48" max. AFF (ADA 309)	Yes
Front loading machine with bottom of the opening to the laundry compartment located 15" min - 36" max AFF (ADA 611.4)	Yes
Laundry Area Photos	

Leasing Office

Location of Leasing Office	Basement Entrance Community Room
Status of this area	Finished stage
Doorway has a clear opening width 32" min. (ADA 404.2.3)	Yes
Door hardware does not require tight grasping or twisting to operate (ADA 404.2.7 309.4)	Yes

Accessibility Site Visit Report - HC - ANSI

Threshold less than 1/2" with bevel or 1/4" no bevel (ADA 404.2.5 UFAS 4.13.8)	Yes
18" min. clearance on the pull side of the door (no door closure) (ADA 404.2.4.1)	Yes
Does the door take at least 5 seconds to close (2010 ADA 404.2.8.1)	Yes
Interior signs mounted (latch side) have tactile characters (measured from the baseline) between 48" min. - 60" max. (ADA 703.4.1)	Yes
Electric switches 48" max. AFF and outlets 15" min. (unobstructed) (ADA 308.2.1)	Yes
Leasing Office Photos	

Mail Area


Mail Area Location

Basement

Status of this area

Finished


Accessibility Site Visit Report - HC - ANSI

Is the minimum clear width of the accessible route to the mailboxes at least 36" wide	Yes
Doorway has a clear opening width 32" min. (ADA 404.2.3)	Yes
Is the clear floor space centered on mailbox 30" x 48" unobstructed (ADA 309.2 305)	Yes
Is at least one outbound mail slot 48" max. AFF	Yes
Does the mail area provide 60" x 60" accessible turning (ADA 304.3.1)	Yes
Mail Area Photos	

Other Community Area

Description of Community Area	Media Center
Status of this area	Finished stage
Doorway has a clear opening width 32" min. (ADA 404.2.3)	Yes
Threshold less than 1/2" with bevel or 1/4" no bevel	Yes
12" min. clearance on push side of the door (with door closure)	Yes
Does the door take at least 5 seconds to close (2010 ADA 404.28.1)	Yes

Accessibility Site Visit Report - HC - ANSI

Interior signs mounted (latch side) have tactile characters (measured from the baseline) between 48" min. - 60" max. (ADA 703.4.1)	Yes
Interior sign characters at least 5/8" but no more than 2" tall	Yes
Electric switches 48" max. AFF and outlets 15" min.	Yes
Other Community Area Photos	

Public Restroom

Public Restroom Description	Basement Entrance Men's
Status of this area	Finished stage
Doorway has a clear opening width 32" min. (ADA 404.2.3)	Yes
Door hardware does not require tight grasping or twisting to operate (ADA 404.2.7 309.4)	Yes
Threshold less than 1/2" with bevel or 1/4" no bevel (ADA 404.2.5 UFAS 4.13.8)	Yes

Accessibility Site Visit Report - HC - ANSI

12" min. clearance on the push side of the door (with door closure) (ADA 404.2.1)	Yes
Interior signs mounted (latch side) have tactile characters (measured from the baseline) between 48" min. - 60" max. (ADA 703.4.1)	Yes
Interior sign characters at least 5/8" but no more than 2" tall (ADA 703.2.5)	Yes
Does the door take at least 5 seconds to close (2010 ADA 404.2.8.1)	Yes
Electric switches 46" max. (obstructed) 48" max. AFF (unobstructed) (ADA 308)	Yes
Coat hooks and shelves 40" min AFF 48" max. AFF (ADA 603.4)	Yes
Urinal provided in restroom	Yes
Toilet paper dispenser 19" min. - 48" max. AFF and 7" - 9" from front lip of toilet (ADA 604.7)	Yes
Soap dispenser, paper towel, coat hook, etc. 48" max. with 30" x 48" clear floor space (ADA 308)	Yes
Mirror mounted with bottom edge of the reflecting surface 40" max. AFF (ADA 603.3)	Yes
In all other toilet rooms, is there an unobstructed turning space (60" diameter circle or T-shape) (ADA 603.2.1, 304.3.1)	Yes
If required per NFPA fire alarm permanently installed with audible/visible alarms	Yes


Accessibility Site Visit Report - HC - ANSI

Restroom Photos



Public Restroom Description	Basement Entrance Women's
Status of this area	Finished stage
Doorway has a clear opening width 32" min. (ADA 404.2.3)	Yes
Door hardware does not require tight grasping or twisting to operate (ADA 404.2.7 309.4)	Yes
Threshold less than 1/2" with bevel or 1/4" no bevel (ADA 404.2.5 UFAS 4.13.8)	Yes
12" min. clearance on the push side of the door (with door closure) (ADA 404.2.1)	Yes
Interior signs mounted (latch side) have tactile characters (measured from the baseline) between 48" min. - 60" max. (ADA 703.4.1)	Yes
Interior sign characters at least 5/8" but no more than 2" tall (ADA 703.2.5)	Yes

Accessibility Site Visit Report - HC - ANSI

Does the door take at least 5 seconds to close (2010 ADA 404.2.8.1)	Yes
Electric switches 46" max. (obstructed) 48" max. AFF (unobstructed) (ADA 308)	Yes
Coat hooks and shelves 40" min AFF 48" max. AFF (ADA 603.4)	Yes
Toilet paper dispenser 19" min. - 48" max. AFF and 7" - 9" from front lip of toilet (ADA 604.7)	Yes
Soap dispenser, paper towel, coat hook, etc. 48" max. with 30" x 48" clear floor space (ADA 308)	Yes
Mirror mounted with bottom edge of the reflecting surface 40" max. AFF (ADA 603.3)	Yes
In all other toilet rooms, is there an unobstructed turning space (60" diameter circle or T-shape) (ADA 603.2.1, 304.3.1)	Yes
If required per NFPA fire alarm permanently installed with audible/visible alarms	Yes
Restroom Photos	


Accessibility Site Visit Report - HC - ANSI



Stairways


Location of stairway	Stairway 1
Status of Stairways - Handrails	Finished
All steps on a flight of stairs have uniform riser heights and uniform tread depths (ADA 504.2)	Yes
Stairway components, such as stringers, treads, and risers constructed from steel or concrete.	Yes
Riser height 4" min. - 7" max. (ADA 504.2)	Yes
Tread depth 11" min (ADA 504.2)	Yes
No open risers found at stairway (ADA 504.3)	Yes
Handrails on both sides of stairs 34" min. - 38" max. height (ADA 505.4)	Yes
Clearance between handrail gripping surface and adjacent surfaces is 1 1/2" min (ADA 505.5)	Yes
Circular cross section of handrail outside diameter 1 1/4" min and 2" max (ADA 505.7.1)	Yes
Top extension at stairs extend horizontally above the landing for 12"	Yes

Accessibility Site Visit Report - HC - ANSI

min. beginning directly above the first riser nosing (ADA 505.10.2)	
Bottom extension extends at the slope of the stair flight for a horizontal distance at least equal to one tread depth beyond the last riser nosing (ADA 505.10.3)	Yes
Stairway Photos	

Location of stairway	Stairway 2
Status of Stairways - Handrails	Finished
All steps on a flight of stairs have uniform riser heights and uniform tread depths (ADA 504.2)	Yes
Stairway components, such as stringers, treads, and risers constructed from steel or concrete.	Yes
Riser height 4" min. - 7" max. (ADA 504.2)	Yes
Tread depth 11" min (ADA 504.2)	Yes

Accessibility Site Visit Report - HC - ANSI

No open risers found at stairway (ADA 504.3)	Yes
Handrails on both sides of stairs 34" min. - 38" max. height (ADA 505.4)	Yes
Clearance between handrail gripping surface and adjacent surfaces is 1 1/2" min (ADA 505.5)	Yes
Circular cross section of handrail outside diameter 1 1/4" min and 2" max (ADA 505.7.1)	Yes
Top extension at stairs extend horizontally above the landing for 12" min. beginning directly above the first riser nosing (ADA 505.10.2)	Yes
Bottom extension extends at the slope of the stair flight for a horizontal distance at least equal to one tread depth beyond the last riser nosing (ADA 505.10.3)	Yes
Stairway Photos	

HC UNIT

HC Unit Entrance

Unit Number	8109
Exterior unit sign mounted have braille between 48" min. - 60" max.(ADA 216.2)	Yes
Number of HC Bedrooms	1

Accessibility Site Visit Report - HC - ANSI

Type of shower/bath	Roll-in Shower
Entrance landing 60" x 60" (Pull side) or 48" x 48" (Push side) with slope 2% or less in all directions (ANSI 404.2)	Yes
Primary Entrance has lower peephole 43" min. - 48" max. AFF (ANSI 404.2.10)	Yes
Primary Entrance - Door hardware lever handle style (ANSI 404.2.6)	Yes
Primary Entrance - clear width 32" min. (ANSI 404.2.2)	Yes
Primary Threshold less than 1/2" with bevel (ANSI 303.3)	Yes
Primary Entrance - 18" min. clearance on pull side of the door (ANSI Table 404.2.3.2)	Yes
Unobstructed thermostat 48" max. AFF (ANSI 308.2)	No
36" min width accessible route through dwelling unit (ANSI 403.5)	Yes
Hallway 48" min width with doors to rooms intended for entry swinging into same area intended for passage (ANSI Fig 404.2.3.2)	Yes
If required per NFPA fire alarm permanently installed with audible/visible alarms	Yes
Photos for HC Unit Misc.	




Accessibility Site Visit Report - HC - ANSI



HC Unit Kitchen

Status of this area	Finished stage
Entrance to kitchen 32" min. (ANSI 404.2.2)	Yes
Electric switches/outlets 46" max. AFF over 24" counter-top obstruction (ANSI 308.3.2)	Yes
Kitchen counter at workspace 34" max. AFF (ANSI 804.3 & 308.3.2)	Yes
Removable cabinet provided at sink with necessary knee clearance for forward approach provided (ANSI 305 & 306))	Yes
Top lip of kitchen sink, 34" max. AFF (ANSI 606.3))	Yes
Are drain and water supply pipes insulated or covered by skirt (ANSI 606.6)	Yes


Accessibility Site Visit Report - HC - ANSI

Faucet controls Lever Handle style or easy to operate (ANSI 309.4)	Yes
U-Shaped kitchen has 60" min. clear width (ANSI 804.2.2)	Yes
Clear floor for parallel approach is provided or forward approach to kitchen sink has 27" knee clearance, 30" clear width, and 9" min. height toe clearance (ANSI 804.5.3)	Yes
Workspace has 27" knee clearance, 30" clear width, and 9" min. height toe clearance (ANSI 306))	Yes
Cabinet hardware easily operated with one hand (ANSI 309.4)	Yes
Range hood fan/light switches installed within accessible reach range 44" max. AFF over workspace others 46" max. AFF (ANSI 309.4))	Yes
Range has controls located in front and oven self-cleaning (required if workspace not located adjacent to oven)	Yes
Refrigerator has 50% of freezer space below 54" max. AFF (ANSI 804.5.6)	Yes
HC Unit Kitchen Photos	

Accessibility Site Visit Report - HC - ANSI



HC - Bathroom Blocking

Status of Blocking	Covered by drywall
FHA & HC Units - All bathrooms required to have blocking.	In FHA & HC Units ALL bathrooms required to have blocking.
Bathroom Blocking Photos	

HC Unit Bathroom

Status of this area	Finished stage
Doorway has a clear opening width 32" min. (ANSI 404.2.2)	Yes

Accessibility Site Visit Report - HC - ANSI

Door hardware does not require tight grasping or twisting to operate (ANSI 404.2.6))	Yes
Threshold less than 1/2" with bevel or 1/4" no bevel (ANSI 303.3))	Yes
18" min. clearance on the pull side of the door (ANSI Table 404.2.3.2)	Yes
Electric switches 48" max AFF (unobstructed) or 46" max AFF (obstructed). (ANSI 308.3.2))	Yes
Toilet (Elements indicated are NOT compliant) (ANSI 603 & 604)	Toilet centerline exactly 18" from the closest side wall. ANSI 604.2 calls for 16" min – 18" max from nearest side wall.
Toilet paper dispenser 19" min. AFF and 7" - 9" from front lip of toilet (ANSI 604)	No
Mirror mounted with the bottom edge of the reflecting surface 40" max. AFF (ANSI 603.3)	Yes
Shower provided in unit (leave blank if not)	Yes
HC Shower (Elements indicated are NOT compliant) (ANSI 608)	Shower spray flex hose 59" with hand sprayer on slide mount within 48" max. AFF
Unobstructed Turning Space: If there are only 1 lavatory and 1 toilet, is there a 30" x 60" clear floor space beyond the swing of door (ANSI 604)	Yes
If required per NFPA fire alarm permanently installed with audible/visible alarms	Yes
Additional Comments for HC Bathroom	

Accessibility Site Visit Report - HC - ANSI

HC Bathroom Photos



HC Unit BR

Status of this area	Finished stage
Doorway has a clear opening width 32" min. (ANSI 404.2.2)	Yes
Door hardware does not require tight grasping or twisting to operate (ANSI 404.2.6))	Yes
Threshold less than 1/2" with bevel or 1/4" no bevel (ANSI 303.3))	Yes
18" min. clearance on the pull side of the door (ANSI Table 404.2.3.2)	Yes
Electric switches 48" max. AFF and outlets 15" min. (ANSI 308)	Yes
Closet door hardware does not require tight grasping or twisting to operate (ANSI 404.2.6))	Yes
Closet clothes rod and shelving hardware 48" max. AFF (ANSI 308)	Yes
Closet door has clear width of 32" (ANSI 404.2.2)	Yes
If required per NFPA fire alarm permanently installed with audible alarm	Yes

Accessibility Site Visit Report - HC - ANSI

HC Bedroom Photos




HC UNIT

HC Unit Entrance

Unit Number	8209
Exterior unit sign mounted have braille between 48" min. - 60" max.(ADA 216.2)	Yes
Number of HC Bedrooms	1
Type of shower/bath	Roll-in Shower
Entrance landing 60" x 60" (Pull side) or 48" x 48" (Push side) with slope 2% or less in all directions (ANSI 404.2)	Yes
Primary Entrance has lower peephole 43" min. - 48" max. AFF (ANSI 404.2.10)	Yes
Primary Entrance - Door hardware lever handle style (ANSI 404.2.6)	Yes
Primary Entrance - clear width 32" min. (ANSI 404.2.2)	Yes

Accessibility Site Visit Report - HC - ANSI

Primary Threshold less than 1/2" with bevel (ANSI 303.3)	Yes
Primary Entrance - 18" min. clearance on pull side of the door (ANSI Table 404.2.3.2)	Yes
Entry Closet provides 30" x 48" clear floor space for forward or parallel approach (ANSI 905.2)	N/A
Unobstructed thermostat 48" max. AFF (ANSI 308.2)	No
36" min width accessible route through dwelling unit (ANSI 403.5)	Yes
Hallway 48" min width with doors to rooms intended for entry swinging into same area intended for passage (ANSI Fig 404.2.3.2)	Yes
Unobstructed main electric panel top breaker 48" max. AFF (ANSI 308.2)	Yes
If required per NFPA fire alarm permanently installed with audible/visible alarms	Yes
Photos for HC Unit Misc.	

HC Unit Kitchen

Status of this area	Finished stage
Entrance to kitchen 32" min. (ANSI 404.2.2)	Yes

Accessibility Site Visit Report - HC - ANSI

Electric switches/outlets 46" max. AFF over 24" counter-top obstruction (ANSI 308.3.2)	Yes
Kitchen counter at workspace 34" max. AFF (ANSI 804.3 & 308.3.2)	Yes
Removable cabinet provided at sink with necessary knee clearance for forward approach provided (ANSI 305 & 306))	Yes
Top lip of kitchen sink, 34" max. AFF (ANSI 606.3))	Yes
Are drain and water supply pipes insulated or covered by skirt (ANSI 606.6)	Yes
Faucet controls Lever Handle style or easy to operate (ANSI 309.4)	Yes
U-Shaped kitchen has 60" min. clear width (ANSI 804.2.2)	Yes
Clear floor for parallel approach is provided or forward approach to kitchen sink has 27" knee clearance, 30" clear width, and 9" min. height toe clearance (ANSI 804.5.3)	Yes
Workspace has 27" knee clearance, 30" clear width, and 9" min. height toe clearance (ANSI 306))	Yes
Cabinet hardware easily operated with one hand (ANSI 309.4)	Yes
Range hood fan/light switches installed within accessible reach range 44" max. AFF over workspace others 46" max. AFF (ANSI 309.4))	Yes
Range has controls located in front and oven self-cleaning (required if workspace not located adjacent to oven)	Yes
Refrigerator has 50% of freezer space below 54" max. AFF (ANSI 804.5.6)	Yes

Accessibility Site Visit Report - HC - ANSI

HC Unit Kitchen Photos




HC - Bathroom Blocking

Status of Blocking	Covered by drywall
FHA & HC Units - All bathrooms required to have blocking.	In FHA & HC Units ALL bathrooms required to have blocking.
Bathroom Blocking Photos	

HC Unit Bathroom

Status of this area	Finished stage
Doorway has a clear opening width 32" min. (ANSI 404.2.2)	Yes
Door hardware does not require tight grasping or twisting to operate (ANSI 404.2.6))	Yes
Threshold less than 1/2" with bevel or 1/4" no bevel (ANSI 303.3))	Yes
18" min. clearance on the pull side of the door (ANSI Table 404.2.3.2)	Yes

Accessibility Site Visit Report - HC - ANSI

Electric switches 48" max AFF (unobstructed) or 46" max AFF (obstructed). (ANSI 308.3.2))	Yes
Toilet paper dispenser 19" min. AFF and 7" - 9" from front lip of toilet (ANSI 604)	No
Mirror mounted with the bottom edge of the reflecting surface 40" max. AFF (ANSI 603.3)	Yes
HC Shower (Elements indicated are NOT compliant) (ANSI 608)	Shower spray flex hose 59" with hand sprayer on slide mount within 48" max. AFF
Unobstructed Turning Space: If there are only 1 lavatory and 1 toilet, is there a 30" x 60" clear floor space beyond the swing of door (ANSI 604)	Yes
If required per NFPA fire alarm permanently installed with audible/visible alarms	Yes
HC Bathroom Photos	

HC Unit BR

Status of this area

Finished stage

Doorway has a clear opening width 32" min. (ANSI 404.2.2)

Yes

Accessibility Site Visit Report - HC - ANSI


Door hardware does not require tight grasping or twisting to operate (ANSI 404.2.6))	Yes
Threshold less than 1/2" with bevel or 1/4" no bevel (ANSI 303.3))	Yes
18" min. clearance on the pull side of the door (ANSI Table 404.2.3.2)	Yes
Electric switches 48" max. AFF and outlets 15" min. (ANSI 308)	Yes
Closet door hardware does not require tight grasping or twisting to operate (ANSI 404.2.6))	Yes
Closet clothes rod and shelving hardware 48" max. AFF (ANSI 308)	Yes
Closet door has clear width of 32" (ANSI 404.2.2)	Yes
If required per NFPA fire alarm permanently installed with audible alarm	Yes

HC UNIT

HC Unit Entrance

Unit Number	8309
Exterior unit sign mounted have braille between 48" min. - 60" max.(ADA 216.2)	Yes
Number of HC Bedrooms	1
Type of shower/bath	Roll-in Shower

Accessibility Site Visit Report - HC - ANSI

Photos for HC Unit Misc.	
Additional Comments for 8309	Unit locked, could not make entry

HC - Bathroom Blocking


FHA & HC Units - All bathrooms required to have blocking.	In FHA & HC Units ALL bathrooms required to have blocking.
---	--

HC UNIT

HC Unit Entrance

Unit Number	8409
Exterior unit sign mounted have braille between 48" min. - 60" max.(ADA 216.2)	Yes
Number of HC Bedrooms	1
Type of shower/bath	Roll-in Shower
Entrance landing 60" x 60" (Pull side) or 48" x 48" (Push side) with slope 2% or less in all directions (ANSI 404.2)	Yes
Primary Entrance has lower peephole 43" min. - 48" max. AFF (ANSI 404.2.10)	Yes
Primary Entrance - Door hardware lever handle style (ANSI 404.2.6)	Yes
Primary Entrance - clear width 32" min. (ANSI 404.2.2)	Yes

Accessibility Site Visit Report - HC - ANSI

Primary Threshold less than 1/2" with bevel (ANSI 303.3)	Yes
Primary Entrance - 18" min. clearance on pull side of the door (ANSI Table 404.2.3.2)	Yes
Unobstructed thermostat 48" max. AFF (ANSI 308.2)	No
36" min width accessible route through dwelling unit (ANSI 403.5)	Yes
Hallway 48" min width with doors to rooms intended for entry swinging into same area intended for passage (ANSI Fig 404.2.3.2)	Yes
Unobstructed main electric panel top breaker 48" max. AFF (ANSI 308.2)	Yes
If required per NFPA fire alarm permanently installed with audible/visible alarms	Yes
Photos for HC Unit Misc.	

HC Unit Kitchen

Status of this area	Finished stage
Entrance to kitchen 32" min. (ANSI 404.2.2)	Yes
Electric switches/outlets 46" max. AFF over 24" counter-top obstruction (ANSI 308.3.2)	Yes

Accessibility Site Visit Report - HC - ANSI

Kitchen counter at workspace 34" max. AFF (ANSI 804.3 & 308.3.2)	Yes
Removable cabinet provided at sink with necessary knee clearance for forward approach provided (ANSI 305 & 306))	Yes
Top lip of kitchen sink, 34" max. AFF (ANSI 606.3))	Yes
Are drain and water supply pipes insulated or covered by skirt (ANSI 606.6)	Yes
Faucet controls Lever Handle style or easy to operate (ANSI 309.4)	Yes
U-Shaped kitchen has 60" min. clear width (ANSI 804.2.2)	Yes
Clear floor for parallel approach is provided or forward approach to kitchen sink has 27" knee clearance, 30" clear width, and 9" min. height toe clearance (ANSI 804.5.3)	Yes
Workspace has 27" knee clearance, 30" clear width, and 9" min. height toe clearance (ANSI 306))	Yes
Cabinet hardware easily operated with one hand (ANSI 309.4)	Yes
Range hood fan/light switches installed within accessible reach range 44" max. AFF over workspace others 46" max. AFF (ANSI 309.4))	Yes
Range has controls located in front and oven self-cleaning (required if workspace not located adjacent to oven)	Yes
Refrigerator has 50% of freezer space below 54" max. AFF (ANSI 804.5.6)	Yes

Accessibility Site Visit Report - HC - ANSI

HC Unit Kitchen Photos




HC - Bathroom Blocking

Status of Blocking	Covered by drywall
FHA & HC Units - All bathrooms required to have blocking.	In FHA & HC Units ALL bathrooms required to have blocking.

HC Unit Bathroom

Status of this area	Finished stage
Doorway has a clear opening width 32" min. (ANSI 404.2.2)	Yes
Door hardware does not require tight grasping or twisting to operate (ANSI 404.2.6))	Yes
Threshold less than 1/2" with bevel or 1/4" no bevel (ANSI 303.3))	Yes
18" min. clearance on the pull side of the door (ANSI Table 404.2.3.2)	Yes
Electric switches 48" max AFF (unobstructed) or 46" max AFF (obstructed). (ANSI 308.3.2))	Yes
Toilet (Elements indicated are NOT compliant) (ANSI 603 & 604)	Toilet centerline exactly 18" from the closest side wall. ANSI 604.2 calls for 16" min – 18" max from nearest side wall.
Toilet paper dispenser 19" min. AFF and 7" - 9" from front lip of toilet (ANSI 604)	No

Accessibility Site Visit Report - HC - ANSI

Mirror mounted with the bottom edge of the reflecting surface 40" max. AFF (ANSI 603.3)	Yes
Shower provided in unit (leave blank if not)	Yes
HC Shower (Elements indicated are NOT compliant) (ANSI 608)	Shower spray flex hose 59" with hand sprayer on slide mount within 48" max. AFF
Unobstructed Turning Space: If there are only 1 lavatory and 1 toilet, is there a 30" x 60" clear floor space beyond the swing of door (ANSI 604)	Yes
If required per NFPA fire alarm permanently installed with audible/visible alarms	Yes
HC Bathroom Photos	

HC Unit BR

Status of this area	Finished stage
Doorway has a clear opening width 32" min. (ANSI 404.2.2)	Yes
Door hardware does not require tight grasping or twisting to operate (ANSI 404.2.6))	Yes
Threshold less than 1/2" with bevel or 1/4" no bevel (ANSI 303.3))	Yes
18" min. clearance on the pull side of the door (ANSI Table 404.2.3.2)	Yes

ZEFFERT & ASSOCIATES

Accessibility Site Visit Report - HC - ANSI


Electric switches 48" max. AFF and outlets 15" min. (ANSI 308)	Yes
Closet door hardware does not require tight grasping or twisting to operate (ANSI 404.2.6))	Yes
Closet clothes rod and shelving hardware 48" max. AFF (ANSI 308)	Yes
Closet door has clear width of 32" (ANSI 404.2.2)	Yes
If required per NFPA fire alarm permanently installed with audible alarm	Yes

HC UNIT

HC Unit Entrance

Unit Number	8509
Exterior unit sign mounted have braille between 48" min. - 60" max.(ADA 216.2)	Yes
Number of HC Bedrooms	1
Type of shower/bath	Roll-in Shower
Entrance landing 60" x 60" (Pull side) or 48" x 48" (Push side) with slope 2% or less in all directions (ANSI 404.2)	Yes
Primary Entrance has lower peephole 43" min. - 48" max. AFF (ANSI 404.2.10)	Yes
Primary Entrance - Door hardware lever handle style (ANSI 404.2.6)	Yes
Primary Entrance - clear width 32" min. (ANSI 404.2.2)	Yes
Primary Threshold less than 1/2" with bevel (ANSI 303.3)	Yes

Accessibility Site Visit Report - HC - ANSI

Primary Entrance - 18" min. clearance on pull side of the door (ANSI Table 404.2.3.2)	Yes
Unobstructed thermostat 48" max. AFF (ANSI 308.2)	No
36" min width accessible route through dwelling unit (ANSI 403.5)	Yes
Hallway 48" min width with doors to rooms intended for entry swinging into same area intended for passage (ANSI Fig 404.2.3.2)	Yes
Unobstructed main electric panel top breaker 48" max. AFF (ANSI 308.2)	Yes
If required per NFPA fire alarm permanently installed with audible/visible alarms	Yes
Photos for HC Unit Misc.	

HC Unit Kitchen

Status of this area	Finished stage
Entrance to kitchen 32" min. (ANSI 404.2.2)	Yes
Electric switches/outlets 46" max. AFF over 24" counter-top obstruction (ANSI 308.3.2)	Yes
Kitchen counter at workspace 34" max. AFF (ANSI 804.3 & 308.3.2)	Yes

Accessibility Site Visit Report - HC - ANSI

Removable cabinet provided at sink with necessary knee clearance for forward approach provided (ANSI 305 & 306))	Yes
Top lip of kitchen sink, 34" max. AFF (ANSI 606.3))	Yes
Are drain and water supply pipes insulated or covered by skirt (ANSI 606.6)	Yes
Faucet controls Lever Handle style or easy to operate (ANSI 309.4)	Yes
U-Shaped kitchen has 60" min. clear width (ANSI 804.2.2)	Yes
Clear floor for parallel approach is provided or forward approach to kitchen sink has 27" knee clearance, 30" clear width, and 9" min. height toe clearance (ANSI 804.5.3)	Yes
Workspace has 27" knee clearance, 30" clear width, and 9" min. height toe clearance (ANSI 306))	Yes
Cabinet hardware easily operated with one hand (ANSI 309.4)	Yes
Range hood fan/light switches installed within accessible reach range 44" max. AFF over workspace others 46" max. AFF (ANSI 309.4))	Yes
Range has controls located in front and oven self-cleaning (required if workspace not located adjacent to oven)	Yes
Refrigerator has 50% of freezer space below 54" max. AFF (ANSI 804.5.6)	Yes

Accessibility Site Visit Report - HC - ANSI


HC - Bathroom Blocking

Status of Blocking	Covered by drywall
FHA & HC Units - All bathrooms required to have blocking.	In FHA & HC Units ALL bathrooms required to have blocking.

HC Unit Bathroom

Status of this area	Finished stage
Doorway has a clear opening width 32" min. (ANSI 404.2.2)	Yes
Door hardware does not require tight grasping or twisting to operate (ANSI 404.2.6))	Yes
Threshold less than 1/2" with bevel or 1/4" no bevel (ANSI 303.3))	Yes
18" min. clearance on the pull side of the door (ANSI Table 404.2.3.2)	Yes
Electric switches 48" max AFF (unobstructed) or 46" max AFF (obstructed). (ANSI 308.3.2))	Yes
Toilet paper dispenser 19" min. AFF and 7" - 9" from front lip of toilet (ANSI 604)	No
Mirror mounted with the bottom edge of the reflecting surface 40" max. AFF (ANSI 603.3)	Yes
Shower provided in unit (leave blank if not)	Yes
HC Shower (Elements indicated are NOT compliant) (ANSI 608)	Shower spray flex hose 59" with hand sprayer on slide mount within 48" max. AFF
Unobstructed Turning Space: If there are only 1 lavatory and 1 toilet, is there a 30" x 60" clear floor space beyond the swing of door (ANSI 604)	Yes

Accessibility Site Visit Report - HC - ANSI

If required per NFPA fire alarm permanently installed with audible/visible alarms	Yes
HC Bathroom Photos	

HC Unit BR

Status of this area	Finished stage
Doorway has a clear opening width 32" min. (ANSI 404.2.2)	Yes
Door hardware does not require tight grasping or twisting to operate (ANSI 404.2.6))	Yes
Threshold less than 1/2" with bevel or 1/4" no bevel (ANSI 303.3))	Yes
18" min. clearance on the pull side of the door (ANSI Table 404.2.3.2)	Yes
Electric switches 48" max. AFF and outlets 15" min. (ANSI 308)	Yes
Closet door hardware does not require tight grasping or twisting to operate (ANSI 404.2.6))	Yes
Closet clothes rod and shelving hardware 48" max. AFF (ANSI 308)	Yes
Closet door has clear width of 32" (ANSI 404.2.2)	Yes
If required per NFPA fire alarm permanently installed with audible alarm	Yes

ZEFFERT & ASSOCIATES

Accessibility Site Visit Report - HC - ANSI